

# Screening Questions

[screen instructions](#)

Please answer these questions carefully as your responses will determine which subsequent data entry screens are appropriate for your institution.

## 1. How will you report Operating (Game-day) Expenses?

- By Team       Per Participant

## 2. Select the type of varsity sports teams at your institution.

- Men's Teams  
 Women's Teams  
 Coed Teams

## 3. Do any of your teams have assistant coaches?

- Yes
- Men's Teams  
 Women's Teams  
 Coed Teams
- No

# Sports Selection - Men's and Women's Teams

 screen instructions

Select the varsity sports teams at your institution.

Sport	Men's	Women's	Sport	Men's	Women's
Archery	<input type="checkbox"/>	<input type="checkbox"/>	Badminton	<input type="checkbox"/>	<input type="checkbox"/>
Baseball	<input type="checkbox"/>	<input type="checkbox"/>	Basketball	<input checked="" type="checkbox"/>	<input checked="" type="checkbox"/>
Beach Volleyball	<input type="checkbox"/>	<input type="checkbox"/>	Bowling	<input type="checkbox"/>	<input type="checkbox"/>
Cross Country	<input type="checkbox"/>	<input type="checkbox"/>	Diving	<input type="checkbox"/>	<input type="checkbox"/>
Equestrian	<input type="checkbox"/>	<input type="checkbox"/>	Fencing	<input type="checkbox"/>	<input type="checkbox"/>
Field Hockey	<input type="checkbox"/>	<input type="checkbox"/>	Football	<input checked="" type="checkbox"/>	<input type="checkbox"/>
Golf	<input type="checkbox"/>	<input type="checkbox"/>	Gymnastics	<input type="checkbox"/>	<input type="checkbox"/>
Ice Hockey	<input type="checkbox"/>	<input type="checkbox"/>	Lacrosse	<input type="checkbox"/>	<input type="checkbox"/>
Rifle	<input type="checkbox"/>	<input type="checkbox"/>	Rodeo	<input checked="" type="checkbox"/>	<input checked="" type="checkbox"/>
Rowing	<input type="checkbox"/>	<input type="checkbox"/>	Sailing	<input type="checkbox"/>	<input type="checkbox"/>
Skiing	<input type="checkbox"/>	<input type="checkbox"/>	Soccer	<input checked="" type="checkbox"/>	<input checked="" type="checkbox"/>
Softball	<input type="checkbox"/>	<input checked="" type="checkbox"/>	Squash	<input type="checkbox"/>	<input type="checkbox"/>

Swimming	<input type="checkbox"/>	<input type="checkbox"/>	Swimming and Diving (combined)	<input type="checkbox"/>	<input type="checkbox"/>
Synchronized Swimming		<input type="checkbox"/>	Table Tennis	<input type="checkbox"/>	<input type="checkbox"/>
Team Handball	<input type="checkbox"/>	<input type="checkbox"/>	Tennis	<input type="checkbox"/>	<input type="checkbox"/>
Track and Field (Indoor)	<input type="checkbox"/>	<input type="checkbox"/>	Track and Field (Outdoor)	<input type="checkbox"/>	<input type="checkbox"/>
Track and Field and Cross Country (combined)	<input type="checkbox"/>	<input type="checkbox"/>	Volleyball	<input type="checkbox"/>	<input checked="" type="checkbox"/>
Water Polo	<input type="checkbox"/>	<input type="checkbox"/>	Weight Lifting	<input type="checkbox"/>	<input type="checkbox"/>
Wrestling	<input checked="" type="checkbox"/>	<input checked="" type="checkbox"/>	Other Varsity Sports (Specify sports in the caveat box.)*	<input type="checkbox"/>	<input type="checkbox"/>

**Caveat (Specify Other Varsity Sports):**

\*Use the caveat to list the "Other Varsity Sports" if you checked the box above. You should only include intercollegiate varsity sports in your EADA disclosures.

\*The caveat on this screen is for internal use and does not appear on the EADA Dissemination Website (public site). If you want information to appear on the public site, enter it on the Athletic Participation screen.

If you save the data on this screen, then return to the screen to make changes, note the following:

- 1) If you select an additional team remember to include associated data for that sport on subsequent screens;
- 2) If you delete a sport but have already entered associated data on other screens, all associated data for that sport will be deleted from subsequent screens. However, because the survey system has to recalculate the totals, you must re-save every screen.

PREVIOUS

NEXT

# Athletics Participation - Men's and Women's Teams

 worksheets  screen instructions

Enter the number of participants as of the day of the first scheduled contest.

## Varsity Teams

	Men's Teams	Women's Teams
Basketball	<input type="text" value="15"/>	<input type="text" value="13"/>
Football	<input type="text" value="97"/>	
Rodeo	<input type="text" value="12"/>	<input type="text" value="15"/>
Soccer	<input type="text" value="37"/>	<input type="text" value="27"/>
Softball		<input type="text" value="19"/>
Volleyball		<input type="text" value="15"/>
Wrestling	<input type="text" value="22"/>	<input type="text" value="21"/>
<b>Total Participants Men's and Women's Teams</b>	<input type="text" value="183"/>	<input type="text" value="110"/>

U.S. DEPARTMENT OF EDUCATION  
2023 Equity in Athletics Disclosure Act Survey

Snow College (230597)

User ID: E2305971


CAVEAT

\*For each men's or women's team that includes opposite sex participants, specify the number of male and the number of female students on that team in this caveat box. This does not apply for coed teams.

\*If you selected **Other Sports**, specify which team(s) are included.

\*Additionally, provide any other clarifying information here.

If you save the data on this screen, then return to the screen to make changes, please note you must re-save every screen because the survey system has to recalculate the totals.

 **WARNING** You have read only permission for this screen.

# Head Coaches - Men's Teams

 screen instructions


For each men's team, indicate whether the head coach is male or female, was assigned to the team on a full-time or part-time basis, and whether the coach was employed by the institution on a full-time basis or on a part-time or volunteer basis, by entering a 1 in the appropriate field.  
The Swimming and Diving (combined) fields allow up to 2 head coaches. The Track and Field and Cross Country (combined) fields allow up to 3.


## Male Head Coaches

## Female Head Coaches

Varsity Teams	Assigned to Team on a Full-Time Basis	Assigned to Team on a Part-Time Basis	Full-Time Institution Employee	Part-Time Institution Employee or Volunteer	Assigned to Team on a Full-Time Basis	Assigned to Team on a Part-Time Basis	Full-Time Institution Employee	Part-Time Institution Employee or Volunteer	Total Head Coaches
Basketball	<input type="text" value="1"/>	<input type="text"/>	<input type="text" value="1"/>	<input type="text"/>	<input type="text"/>	<input type="text"/>	<input type="text"/>	<input type="text"/>	<input type="text" value="1"/>
Football	<input type="text" value="1"/>	<input type="text"/>	<input type="text" value="1"/>	<input type="text"/>	<input type="text"/>	<input type="text"/>	<input type="text"/>	<input type="text"/>	<input type="text" value="1"/>
Rodeo	<input type="text"/>	<input type="text"/>	<input type="text"/>	<input type="text"/>	<input type="text"/>	<input type="text" value="1"/>	<input type="text" value="1"/>	<input type="text"/>	<input type="text" value="1"/>
Soccer	<input type="text"/>	<input type="text" value="1"/>	<input type="text" value="1"/>	<input type="text"/>	<input type="text"/>	<input type="text"/>	<input type="text"/>	<input type="text"/>	<input type="text" value="1"/>
Wrestling	<input type="text"/>	<input type="text" value="1"/>	<input type="text" value="1"/>	<input type="text"/>	<input type="text"/>	<input type="text"/>	<input type="text"/>	<input type="text"/>	<input type="text" value="1"/>

CAVEAT



 **WARNING** You have read only permission for this screen.

# Head Coaches - Women's Teams

 [screen instructions](#)

For each women's team, indicate whether the head coach is male or female, was assigned to the team on a full-time or part-time basis, and whether the coach was employed by the institution on a full-time basis or on a part-time or volunteer basis, by entering a 1 in the appropriate field.

The Swimming and Diving (combined) fields allow up to 2 head coaches. The Track and Field and Cross Country (combined) fields allow up to 3.

### Male Head Coaches

### Female Head Coaches

Varsity Teams	Assigned to Team on a Full-Time Basis	Assigned to Team on a Part-Time Basis	Full-Time Institution Employee	Part-Time Institution Employee or Volunteer	Assigned to Team on a Full-Time Basis	Assigned to Team on a Part-Time Basis	Full-Time Institution Employee	Part-Time Institution Employee or Volunteer	Total Head Coaches
Basketball	<input type="text"/>	<input type="text"/>	<input type="text"/>	<input type="text"/>	<input type="text" value="1"/>	<input type="text"/>	<input type="text" value="1"/>	<input type="text"/>	<input type="text" value="1"/>
Rodeo	<input type="text"/>	<input type="text"/>	<input type="text"/>	<input type="text"/>	<input type="text"/>	<input type="text" value="1"/>	<input type="text" value="1"/>	<input type="text"/>	<input type="text" value="1"/>
Soccer	<input type="text"/>	<input type="text" value="1"/>	<input type="text" value="1"/>	<input type="text"/>	<input type="text"/>	<input type="text"/>	<input type="text"/>	<input type="text"/>	<input type="text" value="1"/>
Softball	<input type="text"/>	<input type="text"/>	<input type="text"/>	<input type="text"/>	<input type="text" value="1"/>	<input type="text"/>	<input type="text" value="1"/>	<input type="text"/>	<input type="text" value="1"/>
Volleyball	<input type="text" value="1"/>	<input type="text"/>	<input type="text" value="1"/>	<input type="text"/>	<input type="text"/>	<input type="text"/>	<input type="text"/>	<input type="text"/>	<input type="text" value="1"/>



Wrestling		1	1						1
Coaching Position Totals	1	2	3	0	2	1	3	0	6

CAVEAT

PREVIOUS    NEXT

**!** WARNING You have read only permission for this screen.

# Head Coaches' Salaries - Men's and Women's Teams

worksheets screen instructions

Enter only salaries and bonuses that your institution pays head coaches as compensation for coaching. Do not include benefits on this screen.  
Do not include volunteer coaches in calculating the average salary and the Full-Time Equivalent (FTE) Total.  
For help calculating the FTE total click on the Instructions link on this screen.

	Men's Teams	Women's Teams
Average Annual Institutional Salary per Head Coaching Position (for coaching duties only)	37,492	32,626
Number of Head Coaching Positions Used to Calculate the Average	5	6
Number of Volunteer Head Coaching Positions (Do not include these coaches in your salary or FTE calculations.)	0	0
Average Annual Institutional Salary per Full-time equivalent (FTE)	57,680	46,060
Sum of Full-Time Equivalent (FTE) Positions Used to Calculate the Average	3.25	4.25

CAVEAT

U.S. DEPARTMENT OF EDUCATION

# 2023 Equity in Athletics Disclosure Act Survey

Snow College (230597)

User ID: E2305971

 **WARNING** You have read only permission for this screen.

# Assistant Coaches - Men's Teams

 screen instructions

For each men's team, indicate whether the assistant coach is male or female, was assigned to the team on a full-time or part-time basis, and whether the coach was employed by the institution on a full-time basis or on a part-time or volunteer basis, by entering a 1 in the appropriate field.

## Male Assistant Coaches

## Female Assistant Coaches


Varsity Teams	Male Assistant Coaches				Female Assistant Coaches				Total Assistant Coaches
	Assigned to Team on a Full-Time Basis	Assigned to Team on a Part-Time Basis	Full-Time Institution Employee	Part-Time Institution Employee or Volunteer	Assigned to Team on a Full-Time Basis	Assigned to Team on a Part-Time Basis	Full-Time Institution Employee	Part-Time Institution Employee or Volunteer	
Basketball	<input type="text"/>	<input type="text" value="3"/>	<input type="text"/>	<input type="text" value="3"/>	<input type="text"/>	<input type="text"/>	<input type="text"/>	<input type="text"/>	<input type="text" value="3"/>
Football	<input type="text"/>	<input type="text" value="7"/>	<input type="text" value="2"/>	<input type="text" value="5"/>	<input type="text"/>	<input type="text"/>	<input type="text"/>	<input type="text"/>	<input type="text" value="7"/>
Rodeo	<input type="text"/>	<input type="text"/>	<input type="text"/>	<input type="text"/>	<input type="text"/>	<input type="text"/>	<input type="text"/>	<input type="text"/>	<input type="text" value="0"/>
Soccer	<input type="text"/>	<input type="text"/>	<input type="text"/>	<input type="text"/>	<input type="text"/>	<input type="text" value="1"/>	<input type="text"/>	<input type="text" value="1"/>	<input type="text" value="1"/>
Wrestling	<input type="text"/>	<input type="text"/>	<input type="text"/>	<input type="text"/>	<input type="text"/>	<input type="text"/>	<input type="text"/>	<input type="text"/>	<input type="text" value="0"/>
Coaching Position Totals	<input type="text" value="0"/>	<input type="text" value="10"/>	<input type="text" value="2"/>	<input type="text" value="8"/>	<input type="text" value="0"/>	<input type="text" value="1"/>	<input type="text" value="0"/>	<input type="text" value="1"/>	<input type="text" value="11"/>


U.S. DEPARTMENT OF EDUCATION

# 2023 Equity in Athletics Disclosure Act Survey

Snow College (230597)

User ID: E2305971



 **WARNING** You have read only permission for this screen.

# Assistant Coaches - Women's Teams

 screen instructions

For each women's team, indicate whether the assistant coach is male or female, was assigned to the team on a full-time or part-time basis, and whether the coach was employed by the institution on a full-time basis or on a part-time or volunteer basis, by entering a 1 in the appropriate field.

## Male Assistant Coaches

## Female Assistant Coaches

Varsity Teams	Male Assistant Coaches				Female Assistant Coaches				Total Assistant Coaches
	Assigned to Team on a Full-Time Basis	Assigned to Team on a Part-Time Basis	Full-Time Institution Employee	Part-Time Institution Employee or Volunteer	Assigned to Team on a Full-Time Basis	Assigned to Team on a Part-Time Basis	Full-Time Institution Employee	Part-Time Institution Employee or Volunteer	
Basketball	<input type="text"/>	<input type="text" value="1"/>	<input type="text"/>	<input type="text" value="1"/>	<input type="text"/>	<input type="text"/>	<input type="text"/>	<input type="text"/>	<input type="text" value="1"/>
Rodeo	<input type="text"/>	<input type="text"/>	<input type="text"/>	<input type="text"/>	<input type="text"/>	<input type="text"/>	<input type="text"/>	<input type="text"/>	<input type="text" value="0"/>
Soccer	<input type="text"/>	<input type="text"/>	<input type="text"/>	<input type="text"/>	<input type="text"/>	<input type="text" value="1"/>	<input type="text"/>	<input type="text" value="1"/>	<input type="text" value="1"/>
Softball	<input type="text"/>	<input type="text"/>	<input type="text"/>	<input type="text"/>	<input type="text"/>	<input type="text" value="2"/>	<input type="text"/>	<input type="text" value="2"/>	<input type="text" value="2"/>
Volleyball	<input type="text"/>	<input type="text"/>	<input type="text"/>	<input type="text"/>	<input type="text"/>	<input type="text" value="1"/>	<input type="text"/>	<input type="text" value="1"/>	<input type="text" value="1"/>



# Assistant Coaches' Salaries - Men's and Women's Teams

 worksheets  screen instructions

Enter only salaries and bonuses that your institution pays assistant coaches as compensation for coaching. Do not include benefits on this screen.

Do not include volunteer coaches in calculating the average salary and the Full-Time Equivalent (FTE) Total. For help calculating the FTE total click on the Instructions link on this screen.

	Men's Teams	Women's Teams
Average Annual Institutional Salary per Assistant Coaching Position (for coaching duties only)	12,427	4,895
Number of Assistant Coaching Positions Used to Calculate the Average	11	5
Number of Volunteer Assistant Coaching Positions (Do not include these coaches in your salary or FTE calculations.)	0	0
Average Annual Institutional Salary per Full-time equivalent (FTE)	24,854	16,317
Sum of Full-Time Equivalent (FTE) Positions Used to Calculate the Average	5.50	1.50

CAVEAT




U.S. DEPARTMENT OF EDUCATION

# 2023 Equity in Athletics Disclosure Act Survey

Snow College (230597)

User ID: E2305971

 **WARNING** You have read only permission for this screen.

# Athletically Related Student Aid - Men's and Women's Teams

worksheets screen instructions

Athletically related student aid is any scholarship, grant, or other form of financial assistance, offered by an institution, the terms of which require the recipient to participate in a program of intercollegiate athletics at the institution. Other student aid, of which a student-athlete simply happens to be the recipient, is not athletically related student aid. If you do not have any aid to report, enter a 0.

	Men's Teams	Women's Teams	Total
Amount of Aid	505,679	305,818	811,497
Ratio (percent)	62	38	100%

CAVEAT

**WARNING** You have read only permission for this screen.

U.S. DEPARTMENT OF EDUCATION

2023 Equity in Athletics Disclosure Act Survey

Snow College (230597)

User ID: E2305971


# Recruiting Expenses - Men's and Women's Teams

 worksheets  screen instructions

Recruiting expenses are all expenses an institution incurs attributable to recruiting activities. This includes, but is not limited to, expenses for lodging, meals, telephone use, and transportation (including vehicles used for recruiting purposes) for both recruits and personnel engaged in recruiting, and other expenses for official and unofficial visits, and all other expenses related to recruiting. If you do not have any recruiting expenses to report, enter a 0.

	Men's Teams	Women's Teams	Total
Total	<input type="text" value="7,108"/>	<input type="text" value="1,543"/>	<input type="text" value="8,651"/>

CAVEAT

 **WARNING** You have read only permission for this screen.

U.S. DEPARTMENT OF EDUCATION

# 2023 Equity in Athletics Disclosure Act Survey

Snow College (230597)

User ID: E2305971

# Operating (Game-Day) Expenses - Men's and Women's Teams by Team

Operating expenses are all expenses an institution incurs attributable to home, away, and neutral-site intercollegiate athletic contests (commonly known as "game-day expenses"), for (A) Lodging, meals, transportation, uniforms, and equipment for coaches, team members, support staff (including, but not limited to team managers and trainers), and others; and (B) Officials.  
 For a sport with a men's team and a women's team that have a combined budget, click here for special instructions.  
 Report actual numbers, not budgeted or estimated numbers. Please do not round beyond the next dollar.

Varsity Teams	Men's Teams			Women's Teams			Total Operating Expenses
	Participants	Operating Expenses per Participant	By Team	Participants	Operating Expenses per Participant	By Team	
Basketball	15	8,238	123,576	13	7,748	100,721	224,297
Football	97	4,026	390,497				390,497
Rodeo	12	1,670	20,036	15	1,336	20,036	40,072
Soccer	37	1,691	62,562	27	2,317	62,562	125,124
Softball				19	5,453	103,603	103,603
Volleyball				15	5,435	81,521	81,521
Wrestling	22	2,594	57,061	21	2,765	58,068	115,129
<b>Total Operating Expenses Men's and Women's Teams</b>	183		653,732	110		426,511	1,080,243

# Total Expenses - Men's and Women's Teams

[worksheets](#) [screen instructions](#)

Enter all expenses attributable to intercollegiate athletic activities. This includes appearance guarantees and options, athletically related student aid, contract services, equipment, fundraising activities, operating expenses, promotional activities, recruiting expenses, salaries and benefits, supplies, travel, and any other expenses attributable to intercollegiate athletic activities.

Report actual numbers, not budgeted or estimated numbers. Please do not round beyond the next dollar.

## Varsity Teams

	Men's Teams	Women's Teams	Total
Basketball	446,122	292,795	738,917
Football	1,109,005		1,109,005
Rodeo	36,863	43,263	80,126
Soccer	180,215	166,403	346,618
Softball		268,390	268,390
Volleyball		258,267	258,267
Wrestling	135,275	150,334	285,609
Total Expenses of all Sports, Except Football and Basketball, Combined	352,353	886,657	1,239,010

Total Expenses Men's and Women's Teams

1,907,480

1,179,452

3,086,932

Not Allocated by Gender/Sport (Expenses not attributable to a particular sport or sports)

852,642

**Grand Total Expenses**

3,939,574

CAVEAT

PREVIOUS

NEXT

 WARNING You have read only permission for this screen.



# Total Revenues - Men's and Women's Teams

[worksheets](#) [screen instructions](#)

Your total revenues must cover your total expenses.

Enter all revenues attributable to intercollegiate athletic activities. This includes revenues from appearance guarantees and options, an athletic conference, tournament or bowl games, concessions, contributions from alumni and others, institutional support, program advertising and sales, radio and television, royalties, signage and other sponsorships, sport camps, state or other government support, student activity fees, ticket and luxury box sales, and any other revenues attributable to intercollegiate athletic activities.

Report actual numbers, not budgeted or estimated numbers. Please do not round beyond the next dollar.

## Varsity Teams

	Men's Teams	Women's Teams	Total
Basketball	446,122	292,795	738,917
Football	1,109,005		1,109,005
Rodeo	36,863	43,263	80,126
Soccer	180,215	166,403	346,618
Softball		268,390	268,390
Volleyball		258,267	258,267
Wrestling	135,275	150,334	285,609

Total Revenues of all Sports, Except Football and Basketball, Combined	352,353	886,657	1,239,010
Total Revenues Men's and Women's Teams	1,907,480	1,179,452	3,086,932
Not Allocated by Gender/Sport (Revenues not attributable to a particular sport or sports)			852,642
<b>Grand Total for all Teams (includes by team and not allocated by gender/sport)</b>			<b>3,939,574</b>

CAVEAT

PREVIOUS

NEXT

 WARNING You have read only permission for this screen.

# Summary - Men's and Women's Teams

[worksheets](#) [screen instructions](#)

**Your Grand Total Revenues must be equal to or greater than your Grand Total Expenses or you will not be able to lock your survey.**

	Men's Teams	Women's Teams	Total
1 <u>Total of Head Coaches' Salaries</u>	187,460	195,756	383,216
2 <u>Total of Assistant Coaches' Salaries</u>	136,697	24,475	161,172
3 <u>Total Salaries (Lines 1+2)</u>	324,157	220,231	544,388
4 <u>Athletically Related Student Aid</u>	505,679	305,818	811,497
5 <u>Recruiting Expenses</u>	7,108	1,543	8,651
6 <u>Operating (Game-Day) Expenses</u>	653,732	426,511	1,080,243
7 <u>Summary of Subset Expenses (Lines 3+4+5+6)</u>	1,490,676	954,103	2,444,779
8 <u>Total Expenses for Teams</u>	1,907,480	1,179,452	3,086,932
9 <u>Total Expenses for Teams Minus Subset Expenses (Line 8 - Line 7)</u>	416,804	225,349	642,153

10	<u>Not Allocated Expenses</u>			852,642
11	<u>Grand Total Expenses (Lines 8+10)</u>			3,939,574
12	<u>Total Revenues for Teams</u>	1,907,480	1,179,452	3,086,932
13	<u>Not Allocated Revenues</u>			852,642
14	<u>Grand Total Revenues (Lines 12+13)</u>			3,939,574
15	<u>Total Revenues for Teams minus Total Expenses for Teams (Line 12-Line 8)</u>	0	0	0
16	<u>Grand Total Revenues Minus Grand Total Expenses (Line 14- Line 11)</u>			0

To return to a data entry screen, click on the link in the Navigation Menu.  
 To proceed to the Supplemental Information screen, click on the link in the Navigation Menu or click on the "Next" button on this screen.

PREVIOUS

NEXT

 **WARNING** You have read only permission for this screen.


# Supplemental Information (optional)

 [screen instructions](#)

This screen may be used to help the reader better understand the data you have provided, or to help a prospective student-athlete make an informed choice of an athletics program.

This information will be viewable on the EADA public website. Please do not include the names of individuals or write messages to the help desk.

To explain specific data entered on a previous screen, please use the caveat box on that screen.

 **WARNING** You have read only permission for this screen.